



HOW TO ACTIVATE THE PB Day2Day Card?




 Sign on the back of card and change your PIN at any Public Bank ATM to activate card.


Turunkan tandatangan di belakang kad dan tukar PIN anda di mana-mana mesin ATM Public Bank untuk mengaktifkan kad.

 Set your own Cash Withdrawal limit over ATM. You may set or lower the Cash Withdrawal limit at any Public Bank ATM.

Anda boleh menetapkan atau mengurangkan had Pengeluaran Tunai di mana-mana mesin ATM Public Bank.

 The retail purchase limit is defaulted at RM2,000 for accumulated purchase per day. The daily retail limit can be set from RM0 to RM10,000 at any Public Bank ATM.

Had pembelian runcit ditetapkan sebanyak RM2,000 bagi pembelian terkumpul sehari. Had pembelian runcit harian boleh ditetapkan dari RM0 sehingga RM10,000 di mana-mana mesin ATM Public Bank.

 Start purchasing with your PB Day2Day Card at any merchants displaying the VISA logo.

Mulalah membuat pembelian dengan Kad PB Day2Day anda di mana-mana pedagang yang memaparkan logo VISA.